

LED Medium intensity obstruction light – AOL 303.2006 – B

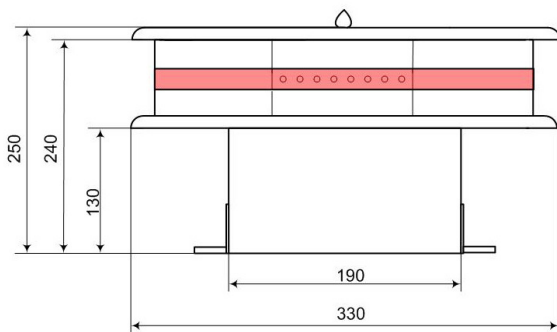


Technical data

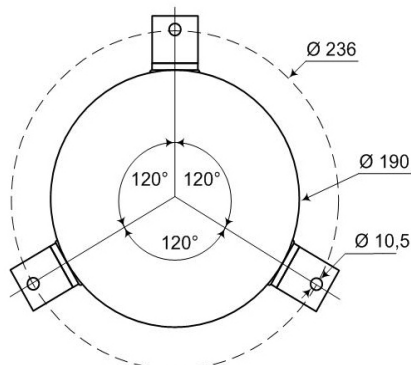
Type	AOL 303.2006 – B
Lamp	LED insert, aviation red
Supply voltage	100V-240V/AC with switching power supply from Fa. Puls GmbH Typ ML 100.100 We suggest: overvoltage derivator 1 pol. DEHN guard according IEC 61643-1 class 2
Power consumption	max. 95 W average value 25W
Luminous intensity, effective	2000 cd red, horizontal 360°
Blink frequency	1sec on / 2sec off
Average service life	> 100.000 hours
Range of temperature	from - 40 to + 90° C
Housing	cast aluminium, powder-coated, traffic-type white
Optics	Fresnel-optics
Electrical connection	is inside the UV-consistent made of plastic, measures: 80x80x52mm, IP65, screwing terminal up to 4mm ² , cable entry point can be between 2-16mm (sealed)
Degree of protection	IP 66
Dimensions	see dimensional sketch
Weight	approx. 6,7 kg
Mechanical stress	impact-resistant and shock-proof, vibration-resistant
Specification	certified according to CE, meets ICAO Annex 14 table 6.3 TypeB, approved by the German Federal Ministry for Transport
Surge voltage protector	according to IEC 61643-1/ 2005 SPD class III device protection
Flasher unit	- electronic flasher with regulation of electricity, fault signalling output and synchronization input from Fa. Meyer Hartwig Typ MH 800.47.8

Medium intensity obstruction light AOL 303.2006 - C

Side view

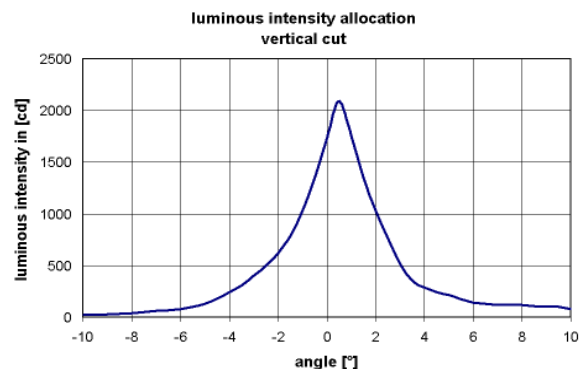


Bottom view



size can differ from this specifications

2007/10/24/PL2



Technical explanation:

The LED runs only with 50% of the amperage. Therefore we guarantee the mandatory light illumination for the period of more than 100000 operating hours.

Every LED is also equipped with a jumper, so the electric circuit won't fail.

The electronic that controls the LED is a separate module, which is mounted external.

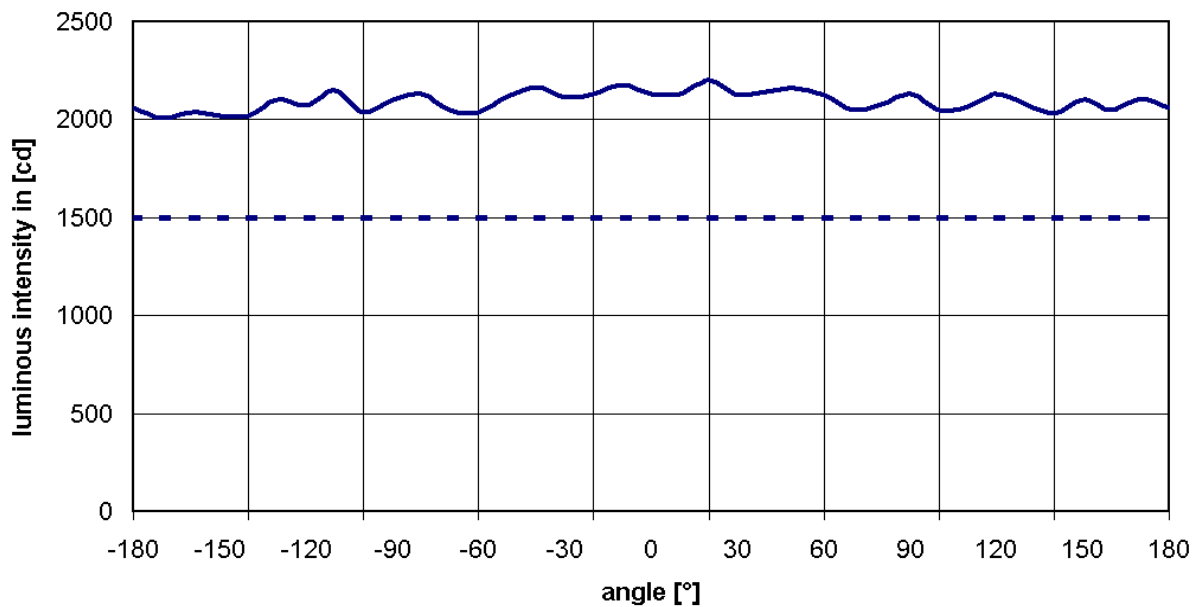
The distance of the controlling unit to the obstruction light is irrelevant, because the module regulates the way of the cable according to the voltage and electricity.

Therefore we reach a high reliability and an easy maintenance of the system because the controlling unit is in the switching cabinet, which is located on the base of the chimney/building.

The use of screened feeding cable is inevitable to prevent lightning strokes.

In addition the obstruction light is equipped with pressure releasing elements to prevent the creation of condensed water.

allocation horizontal, 0°



**luminous intensity allocation
vertical cut, -1°**

